

Click on your desired link below

[Scorecard + Pin Locations](#)

[Course Map](#)

[Local Rules](#)

Course Handicap + Rating Tables

[Championship Tees](#)

[Black Tees](#)

[Blue Tees](#)

[Blue | White Combo Tees](#)

[White Tees](#)

[White | Green Combo Tees](#)

[Green Tees](#)

[Women's Blue Tees](#)

[Women's White Tees](#)

[Women's White | Green Tees](#)

[Women's Green Tees](#)

RESOURCE GUIDE





Spring 2026 –Morgan Creek Golf Course Golf Local Rules

Golf Canada Rules govern play

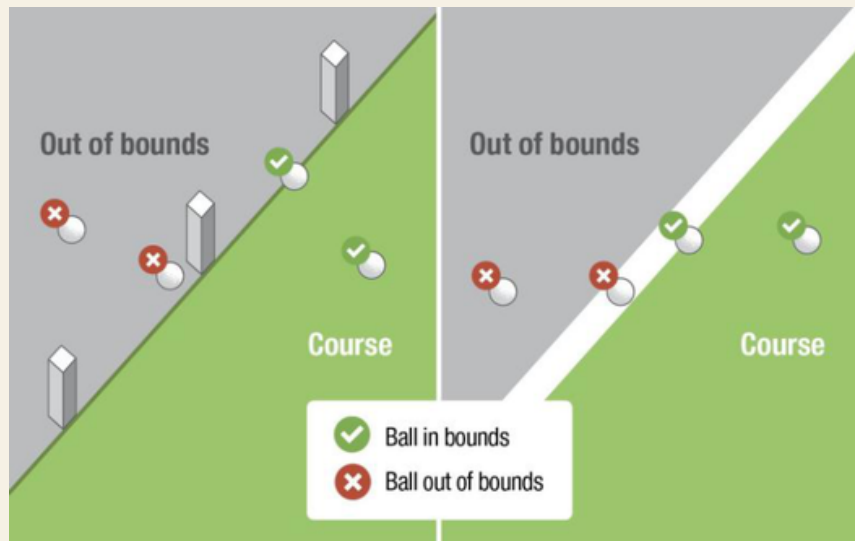
Out of Bounds

A ball is lost if not found in three minutes after the player or their caddie begins to search for it. If a ball is found in that time but it is uncertain whether it is the player's ball:

- The player must promptly attempt to identify the ball (see Rule 7.2) and is allowed a reasonable time to do so, even if that happens after the three-minute search time has ended.
- This includes a reasonable time to get to the ball if the player is not where the ball is found

If the player does not identify their ball in that reasonable time, the ball is lost. (2) When Ball Is Out of Bounds. A ball at rest is out of bounds only when all of it is outside the boundary edge of the course. A ball is in bounds when any part of the ball:

- Lies on or touches the ground or anything else (such as any natural or artificial object) inside the boundary edge, or
- Is above the boundary edge or any other part of the course.
- A player may stand out of bounds to play a ball on the course.



If a ball is out of bounds or lost, the player must take a penalty of stroke and distance – adding one penalty stroke and playing another ball from where the previous stroke was made. If a player is unsure if the ball is out of bounds or lost, to save time the player may play a provisional ball. The player must announce to their fellow golfers that he/she intends to play a provisional ball and the provisional ball must be played before he/she goes forward to search for the original ball.

Penalty Areas/Formerly Environmentally Sensitive Areas (ESA)

Morgan Creek defines penalty areas with red stakes or red paint.

17.1a When a ball is in a Penalty Area. A ball is in a penalty area when any part of the ball:

- Lies on or touches the ground or anything else (such as any natural or artificial object) inside the edge of the penalty area, or
- Is above the edge or any other part of the penalty area.

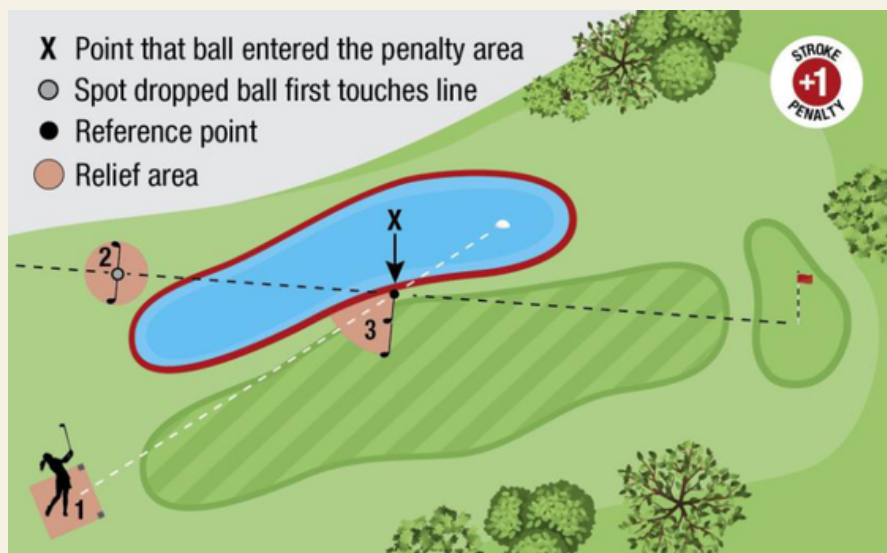
17.1b Player may play ball as it lies in penalty area or take penalty relief.

The player may either:

- Play the ball as it lies without penalty, under the same rules that apply to a ball in the general area (which means there are no specific rules limiting how the ball be played from a penalty area), or
- Play a ball from outside the penalty area taking penalty relief under rule 17.1d or 17.2

When it is known or virtually certain that a ball is in a red penalty area and the player wishes to take relief, the player has three options, each for one penalty stroke. The player may:

1. Take stroke-and-distance relief by playing a ball from a relief area based on where the previous stroke was made.
2. Take back-on-the-line relief by dropping a ball outside the penalty area, keeping point X between the hole and the spot where the ball is dropped.
3. Take lateral relief (red penalty area only). The reference point for taking relief is point X, and a ball must be dropped in and played from the two-club-length relief area, which is no nearer the hole than point X.



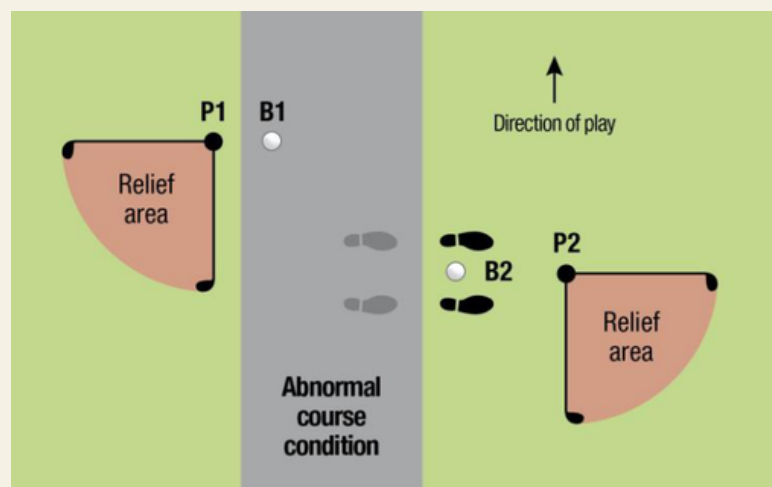
Abnormal Course Conditions/Immovable Obstructions – Rule 16.1a&b

Includes paved surfaces, curbs, flower gardens, staked trees, yardage markers, sprinkler heads, control boxes and drainage vents.

Meaning of Interference by Abnormal Course Condition. Interference exists when any one of these is true:

- The player's ball touches or is in or on an abnormal course condition,
- An abnormal course condition physically interferes with the player's area of intended stance or area of intended swing, or
- Only when the ball is on the putting green, an abnormal course condition on or off the putting green intervenes on the line of play.

If the abnormal course condition is close enough to distract the player but does not meet any of these requirements, there is no interference under this Rule.



Local Rule for Drainage Vents or Sprinkler Head on Apron of Greens

If the ball lies off the green and on a closely mowed area (apron), and there is an immovable obstruction such as a sprinkler head or vent, relief may be available if the following criteria are met:

- The obstruction must be within 2 club lengths from the putting green.
- The ball must be within 2 club lengths of the obstruction.

Lift Clean and Place

Determined by the golf course and is usually fall (after aeration) and lasts early spring.

The player may take relief through the general area, without penalty, by marking, lifting and placing his/her ball within one club length no nearer the hole. The player is permitted to clean their golf ball prior to placing it in play. The player cannot change the position from rough to fairway, rough to green, or fairway to green. You must place the ball in similar conditions to the original position.

Drop Zone #8

To speed up the pace of play, a drop zone is in play near the forward tee deck. If a player's ball is in the penalty area, the player may choose to drop a ball in the indicated drop zone to play their next shot, 1 stroke penalty.

Course Handicap Table

BRITISH COLUMBIA GOLF ASSOCIATION

MORGAN CREEK GOLF CLUB

Men's - CHAMPIONSHIP

Course Rating™: 74.0 - Slope Rating®: 143 - Par: 72

Handicap Index®	Course Handicap™	Handicap Index®	Course Handicap™
+5.0 to +4.4	+4	24.2 to 24.8	33
+4.3 to +3.6	+3	24.9 to 25.6	34
+3.5 to +2.8	+2	25.7 to 26.4	35
+2.7 to +2.0	+1	26.5 to 27.2	36
+1.9 to +1.2	0	27.3 to 28.0	37
+1.1 to +0.4	1	28.1 to 28.8	38
+0.3 to 0.3	2	28.9 to 29.6	39
0.4 to 1.1	3	29.7 to 30.4	40
1.2 to 1.9	4	30.5 to 31.2	41
2.0 to 2.7	5	31.3 to 32.0	42
2.8 to 3.5	6	32.1 to 32.7	43
3.6 to 4.3	7	32.8 to 33.5	44
4.4 to 5.1	8	33.6 to 34.3	45
5.2 to 5.9	9	34.4 to 35.1	46
6.0 to 6.7	10	35.2 to 35.9	47
6.8 to 7.5	11	36.0 to 36.7	48
7.6 to 8.2	12	36.8 to 37.5	49
8.3 to 9.0	13	37.6 to 38.3	50
9.1 to 9.8	14	38.4 to 39.1	51
9.9 to 10.6	15	39.2 to 39.9	52
10.7 to 11.4	16	40.0 to 40.6	53
11.5 to 12.2	17	40.7 to 41.4	54
12.3 to 13.0	18	41.5 to 42.2	55
13.1 to 13.8	19	42.3 to 43.0	56
13.9 to 14.6	20	43.1 to 43.8	57
14.7 to 15.4	21	43.9 to 44.6	58
15.5 to 16.1	22	44.7 to 45.4	59
16.2 to 16.9	23	45.5 to 46.2	60
17.0 to 17.7	24	46.3 to 47.0	61
17.8 to 18.5	25	47.1 to 47.8	62
18.6 to 19.3	26	47.9 to 48.5	63
19.4 to 20.1	27	48.6 to 49.3	64
20.2 to 20.9	28	49.4 to 50.1	65
21.0 to 21.7	29	50.2 to 50.9	66
21.8 to 22.5	30	51.0 to 51.7	67
22.6 to 23.3	31	51.8 to 52.5	68
23.4 to 24.1	32	52.6 to 53.3	69
		53.4 to 54.0	70

INSTRUCTIONS

- * When using the table, find the range containing your Handicap Index® in the left column. Play with the Course Handicap™ which corresponds with it in the right column.
- * Please make sure that the tees from which you are playing correspond with the tees for which this table applies.

Course Handicap Table

BRITISH COLUMBIA GOLF ASSOCIATION
MORGAN CREEK GOLF CLUB
Men's - BLACK

Course Rating™: 72.5 - Slope Rating®: 139 - Par: 72

Handicap Index®	Course Handicap™	Handicap Index®	Course Handicap™
+5.0 to +4.9	+6	24.4 to 25.2	31
+4.8 to +4.1	+5	25.3 to 26.0	32
+4.0 to +3.3	+4	26.1 to 26.8	33
+3.2 to +2.5	+3	26.9 to 27.6	34
+2.4 to +1.7	+2	27.7 to 28.4	35
+1.6 to +0.9	+1	28.5 to 29.2	36
+0.8 to +0.1	0	29.3 to 30.0	37
0.0 to 0.8	1	30.1 to 30.8	38
0.9 to 1.6	2	30.9 to 31.7	39
1.7 to 2.4	3	31.8 to 32.5	40
2.5 to 3.2	4	32.6 to 33.3	41
3.3 to 4.0	5	33.4 to 34.1	42
4.1 to 4.8	6	34.2 to 34.9	43
4.9 to 5.6	7	35.0 to 35.7	44
5.7 to 6.5	8	35.8 to 36.5	45
6.6 to 7.3	9	36.6 to 37.3	46
7.4 to 8.1	10	37.4 to 38.2	47
8.2 to 8.9	11	38.3 to 39.0	48
9.0 to 9.7	12	39.1 to 39.8	49
9.8 to 10.5	13	39.9 to 40.6	50
10.6 to 11.3	14	40.7 to 41.4	51
11.4 to 12.1	15	41.5 to 42.2	52
12.2 to 13.0	16	42.3 to 43.0	53
13.1 to 13.8	17	43.1 to 43.8	54
13.9 to 14.6	18	43.9 to 44.7	55
14.7 to 15.4	19	44.8 to 45.5	56
15.5 to 16.2	20	45.6 to 46.3	57
16.3 to 17.0	21	46.4 to 47.1	58
17.1 to 17.8	22	47.2 to 47.9	59
17.9 to 18.6	23	48.0 to 48.7	60
18.7 to 19.5	24	48.8 to 49.5	61
19.6 to 20.3	25	49.6 to 50.4	62
20.4 to 21.1	26	50.5 to 51.2	63
21.2 to 21.9	27	51.3 to 52.0	64
22.0 to 22.7	28	52.1 to 52.8	65
22.8 to 23.5	29	52.9 to 53.6	66
23.6 to 24.3	30	53.7 to 54.0	67

INSTRUCTIONS

* When using the table, find the range containing your Handicap Index® in the left column. Play with the Course Handicap™ which corresponds with it in the right column.

* Please make sure that the tees from which you are playing correspond with the tees for which this table applies.

Course Handicap Table

BRITISH COLUMBIA GOLF ASSOCIATION

MORGAN CREEK GOLF CLUB

Men's - BLUE

Course Rating™: 71.2 - Slope Rating®: 134 - Par: 72

Handicap Index®	Course Handicap™	Handicap Index®	Course Handicap™
+5.0 to +4.9	+7	23.9 to 24.7	28
+4.8 to +4.0	+6	24.8 to 25.5	29
+3.9 to +3.2	+5	25.6 to 26.3	30
+3.1 to +2.3	+4	26.4 to 27.2	31
+2.2 to +1.5	+3	27.3 to 28.0	32
+1.4 to +0.6	+2	28.1 to 28.9	33
+0.5 to 0.2	+1	29.0 to 29.7	34
0.3 to 1.0	0	29.8 to 30.6	35
1.1 to 1.9	1	30.7 to 31.4	36
2.0 to 2.7	2	31.5 to 32.2	37
2.8 to 3.6	3	32.3 to 33.1	38
3.7 to 4.4	4	33.2 to 33.9	39
4.5 to 5.3	5	34.0 to 34.8	40
5.4 to 6.1	6	34.9 to 35.6	41
6.2 to 6.9	7	35.7 to 36.5	42
7.0 to 7.8	8	36.6 to 37.3	43
7.9 to 8.6	9	37.4 to 38.2	44
8.7 to 9.5	10	38.3 to 39.0	45
9.6 to 10.3	11	39.1 to 39.8	46
10.4 to 11.2	12	39.9 to 40.7	47
11.3 to 12.0	13	40.8 to 41.5	48
12.1 to 12.9	14	41.6 to 42.4	49
13.0 to 13.7	15	42.5 to 43.2	50
13.8 to 14.5	16	43.3 to 44.1	51
14.6 to 15.4	17	44.2 to 44.9	52
15.5 to 16.2	18	45.0 to 45.7	53
16.3 to 17.1	19	45.8 to 46.6	54
17.2 to 17.9	20	46.7 to 47.4	55
18.0 to 18.8	21	47.5 to 48.3	56
18.9 to 19.6	22	48.4 to 49.1	57
19.7 to 20.4	23	49.2 to 50.0	58
20.5 to 21.3	24	50.1 to 50.8	59
21.4 to 22.1	25	50.9 to 51.6	60
22.2 to 23.0	26	51.7 to 52.5	61
23.1 to 23.8	27	52.6 to 53.3	62
		53.4 to 54.0	63

INSTRUCTIONS

* When using the table, find the range containing your Handicap Index® in the left column. Play with the Course Handicap™ which corresponds with it in the right column.

* Please make sure that the tees from which you are playing correspond with the tees for which this table applies.

Course Handicap Table

BRITISH COLUMBIA GOLF ASSOCIATION

MORGAN CREEK GOLF CLUB

Men's - BLUE/WHITE

Course Rating™: 69.8 - Slope Rating®: 131 - Par: 72

Handicap Index®	Course Handicap™	Handicap Index®	Course Handicap™
+5.0 to +4.6	+8	23.9 to 24.7	26
+4.5 to +3.8	+7	24.8 to 25.6	27
+3.7 to +2.9	+6	25.7 to 26.4	28
+2.8 to +2.0	+5	26.5 to 27.3	29
+1.9 to +1.2	+4	27.4 to 28.2	30
+1.1 to +0.3	+3	28.3 to 29.0	31
+0.2 to 0.6	+2	29.1 to 29.9	32
0.7 to 1.4	+1	30.0 to 30.7	33
1.5 to 2.3	0	30.8 to 31.6	34
2.4 to 3.1	1	31.7 to 32.5	35
3.2 to 4.0	2	32.6 to 33.3	36
4.1 to 4.9	3	33.4 to 34.2	37
5.0 to 5.7	4	34.3 to 35.1	38
5.8 to 6.6	5	35.2 to 35.9	39
6.7 to 7.5	6	36.0 to 36.8	40
7.6 to 8.3	7	36.9 to 37.6	41
8.4 to 9.2	8	37.7 to 38.5	42
9.3 to 10.0	9	38.6 to 39.4	43
10.1 to 10.9	10	39.5 to 40.2	44
11.0 to 11.8	11	40.3 to 41.1	45
11.9 to 12.6	12	41.2 to 42.0	46
12.7 to 13.5	13	42.1 to 42.8	47
13.6 to 14.4	14	42.9 to 43.7	48
14.5 to 15.2	15	43.8 to 44.5	49
15.3 to 16.1	16	44.6 to 45.4	50
16.2 to 16.9	17	45.5 to 46.3	51
17.0 to 17.8	18	46.4 to 47.1	52
17.9 to 18.7	19	47.2 to 48.0	53
18.8 to 19.5	20	48.1 to 48.9	54
19.6 to 20.4	21	49.0 to 49.7	55
20.5 to 21.3	22	49.8 to 50.6	56
21.4 to 22.1	23	50.7 to 51.4	57
22.2 to 23.0	24	51.5 to 52.3	58
23.1 to 23.8	25	52.4 to 53.2	59
		53.3 to 54.0	60

INSTRUCTIONS

- * When using the table, find the range containing your Handicap Index® in the left column. Play with the Course Handicap™ which corresponds with it in the right column.
- * Please make sure that the tees from which you are playing correspond with the tees for which this table applies.

Course Handicap Table

BRITISH COLUMBIA GOLF ASSOCIATION

MORGAN CREEK GOLF CLUB

Men's - WHITE

Course Rating™: 69.2 - Slope Rating®: 126 - Par: 72

Handicap Index®	Course Handicap™	Handicap Index®	Course Handicap™
+5.0 to +4.3	+8	24.5 to 25.3	25
+4.2 to +3.4	+7	25.4 to 26.2	26
+3.3 to +2.5	+6	26.3 to 27.1	27
+2.4 to +1.6	+5	27.2 to 28.0	28
+1.5 to +0.7	+4	28.1 to 28.9	29
+0.6 to 0.2	+3	29.0 to 29.8	30
0.3 to 1.1	+2	29.9 to 30.7	31
1.2 to 2.0	+1	30.8 to 31.6	32
2.1 to 2.9	0	31.7 to 32.5	33
3.0 to 3.8	1	32.6 to 33.4	34
3.9 to 4.7	2	33.5 to 34.3	35
4.8 to 5.6	3	34.4 to 35.2	36
5.7 to 6.5	4	35.3 to 36.1	37
6.6 to 7.4	5	36.2 to 37.0	38
7.5 to 8.3	6	37.1 to 37.9	39
8.4 to 9.2	7	38.0 to 38.8	40
9.3 to 10.1	8	38.9 to 39.7	41
10.2 to 11.0	9	39.8 to 40.6	42
11.1 to 11.9	10	40.7 to 41.5	43
12.0 to 12.8	11	41.6 to 42.4	44
12.9 to 13.7	12	42.5 to 43.3	45
13.8 to 14.6	13	43.4 to 44.2	46
14.7 to 15.5	14	44.3 to 45.1	47
15.6 to 16.4	15	45.2 to 46.0	48
16.5 to 17.3	16	46.1 to 46.9	49
17.4 to 18.2	17	47.0 to 47.8	50
18.3 to 19.1	18	47.9 to 48.6	51
19.2 to 19.9	19	48.7 to 49.5	52
20.0 to 20.8	20	49.6 to 50.4	53
20.9 to 21.7	21	50.5 to 51.3	54
21.8 to 22.6	22	51.4 to 52.2	55
22.7 to 23.5	23	52.3 to 53.1	56
23.6 to 24.4	24	53.2 to 54.0	57

INSTRUCTIONS

* When using the table, find the range containing your Handicap Index® in the left column. Play with the Course Handicap™ which corresponds with it in the right column.

* Please make sure that the tees from which you are playing correspond with the tees for which this table applies.

Course Handicap Table
BRITISH COLUMBIA GOLF ASSOCIATION
MORGAN CREEK GOLF CLUB
Men's - WHITE/GREEN

Course Rating™: 67.9 - Slope Rating®: 121 - Par: 72

Handicap Index®	Course Handicap™	Handicap Index®	Course Handicap™
+5.0 to +4.2	+9	24.9 to 25.7	23
+4.1 to +3.2	+8	25.8 to 26.7	24
+3.1 to +2.3	+7	26.8 to 27.6	25
+2.2 to +1.4	+6	27.7 to 28.5	26
+1.3 to +0.4	+5	28.6 to 29.5	27
+0.3 to 0.5	+4	29.6 to 30.4	28
0.6 to 1.4	+3	30.5 to 31.3	29
1.5 to 2.4	+2	31.4 to 32.3	30
2.5 to 3.3	+1	32.4 to 33.2	31
3.4 to 4.2	0	33.3 to 34.1	32
4.3 to 5.2	1	34.2 to 35.1	33
5.3 to 6.1	2	35.2 to 36.0	34
6.2 to 7.0	3	36.1 to 36.9	35
7.1 to 8.0	4	37.0 to 37.9	36
8.1 to 8.9	5	38.0 to 38.8	37
9.0 to 9.8	6	38.9 to 39.7	38
9.9 to 10.8	7	39.8 to 40.7	39
10.9 to 11.7	8	40.8 to 41.6	40
11.8 to 12.7	9	41.7 to 42.5	41
12.8 to 13.6	10	42.6 to 43.5	42
13.7 to 14.5	11	43.6 to 44.4	43
14.6 to 15.5	12	44.5 to 45.3	44
15.6 to 16.4	13	45.4 to 46.3	45
16.5 to 17.3	14	46.4 to 47.2	46
17.4 to 18.3	15	47.3 to 48.1	47
18.4 to 19.2	16	48.2 to 49.1	48
19.3 to 20.1	17	49.2 to 50.0	49
20.2 to 21.1	18	50.1 to 50.9	50
21.2 to 22.0	19	51.0 to 51.9	51
22.1 to 22.9	20	52.0 to 52.8	52
23.0 to 23.9	21	52.9 to 53.7	53
24.0 to 24.8	22	53.8 to 54.0	54

INSTRUCTIONS

- * When using the table, find the range containing your Handicap Index® in the left column. Play with the Course Handicap™ which corresponds with it in the right column.
- * Please make sure that the tees from which you are playing correspond with the tees for which this table applies.

Course Handicap Table

BRITISH COLUMBIA GOLF ASSOCIATION

MORGAN CREEK GOLF CLUB

Men's - GREEN

Course Rating™: 65.9 - Slope Rating®: 114 - Par: 71

Handicap Index®	Course Handicap™	Handicap Index®	Course Handicap™
+5.0 to +4.4	+10	24.4 to 25.3	20
+4.3 to +3.4	+9	25.4 to 26.3	21
+3.3 to +2.4	+8	26.4 to 27.3	22
+2.3 to +1.4	+7	27.4 to 28.3	23
+1.3 to +0.4	+6	28.4 to 29.3	24
+0.3 to 0.5	+5	29.4 to 30.3	25
0.6 to 1.5	+4	30.4 to 31.3	26
1.6 to 2.5	+3	31.4 to 32.3	27
2.6 to 3.5	+2	32.4 to 33.3	28
3.6 to 4.5	+1	33.4 to 34.2	29
4.6 to 5.5	0	34.3 to 35.2	30
5.6 to 6.5	1	35.3 to 36.2	31
6.6 to 7.5	2	36.3 to 37.2	32
7.6 to 8.5	3	37.3 to 38.2	33
8.6 to 9.5	4	38.3 to 39.2	34
9.6 to 10.5	5	39.3 to 40.2	35
10.6 to 11.4	6	40.3 to 41.2	36
11.5 to 12.4	7	41.3 to 42.2	37
12.5 to 13.4	8	42.3 to 43.2	38
13.5 to 14.4	9	43.3 to 44.2	39
14.5 to 15.4	10	44.3 to 45.1	40
15.5 to 16.4	11	45.2 to 46.1	41
16.5 to 17.4	12	46.2 to 47.1	42
17.5 to 18.4	13	47.2 to 48.1	43
18.5 to 19.4	14	48.2 to 49.1	44
19.5 to 20.4	15	49.2 to 50.1	45
20.5 to 21.4	16	50.2 to 51.1	46
21.5 to 22.4	17	51.2 to 52.1	47
22.5 to 23.3	18	52.2 to 53.1	48
23.4 to 24.3	19	53.2 to 54.0	49

INSTRUCTIONS

* When using the table, find the range containing your Handicap Index® in the left column. Play with the Course Handicap™ which corresponds with it in the right column.

* Please make sure that the tees from which you are playing correspond with the tees for which this table applies.

Course Handicap Table

BRITISH COLUMBIA GOLF ASSOCIATION

MORGAN CREEK GOLF CLUB

Women's - BLUE

Course Rating™: 77.0 - Slope Rating®: 146 - Par: 74

Handicap Index®	Course Handicap™	Handicap Index®	Course Handicap™
+5.0 to +4.3	+3	24.4 to 25.1	35
+4.2 to +3.5	+2	25.2 to 25.9	36
+3.4 to +2.8	+1	26.0 to 26.7	37
+2.7 to +2.0	0	26.8 to 27.4	38
+1.9 to +1.2	1	26.8 to 27.4	39
+1.1 to +0.4	2	27.5 to 28.2	40
+0.3 to 0.3	3	28.3 to 29.0	41
0.4 to 1.1	4	29.1 to 29.7	42
1.2 to 1.9	5	29.8 to 30.5	43
2.0 to 2.7	6	30.6 to 31.3	44
2.8 to 3.4	7	31.4 to 32.1	45
3.5 to 4.2	8	32.2 to 32.8	46
4.3 to 5.0	9	32.9 to 33.6	47
5.1 to 5.8	10	33.7 to 34.4	48
5.9 to 6.5	11	34.5 to 35.2	49
6.6 to 7.3	12	35.3 to 35.9	50
7.4 to 8.1	13	36.0 to 36.7	51
8.2 to 8.9	14	36.8 to 37.5	52
9.0 to 9.6	15	37.6 to 38.3	53
9.7 to 10.4	16	38.4 to 39.0	54
10.5 to 11.2	17	39.1 to 39.8	55
11.3 to 11.9	18	39.9 to 40.6	56
12.0 to 12.7	19	40.7 to 41.4	57
12.8 to 13.5	20	41.5 to 42.1	58
13.6 to 14.3	21	42.2 to 42.9	59
14.4 to 15.0	22	43.0 to 43.7	60
15.1 to 15.8	23	43.8 to 44.5	61
15.9 to 16.6	24	44.6 to 45.2	62
16.7 to 17.4	25	45.3 to 46.0	63
17.5 to 18.1	26	46.1 to 46.8	64
18.2 to 18.9	27	46.9 to 47.5	65
19.0 to 19.7	28	47.6 to 48.3	66
19.8 to 20.5	29	48.4 to 49.1	67
20.6 to 21.2	30	49.2 to 49.9	68
21.3 to 22.0	31	50.0 to 50.6	69
22.1 to 22.8	32	50.7 to 51.4	70
22.9 to 23.6	33	51.5 to 52.2	71
23.7 to 24.3	34	52.3 to 53.0	72
		53.1 to 53.7	73
		53.8 to 54.0	74

INSTRUCTIONS

* When using the table, find the range containing your Handicap Index® in the left column. Play with the Course Handicap™ which corresponds with it in the right column.

* Please make sure that the tees from which you are playing correspond with the tees for which this table applies.

Course Handicap Table

BRITISH COLUMBIA GOLF ASSOCIATION

MORGAN CREEK GOLF CLUB

Women's - BLUE/WHITE

Course Rating™: 76.0 - Slope Rating®: 142 - Par: 74

Handicap Index®	Course Handicap™	Handicap Index®	Course Handicap™
+5.0 to +4.4	+4	24.3 to 25.0	33
+4.3 to +3.6	+3	25.1 to 25.8	34
+3.5 to +2.8	+2	25.9 to 26.6	35
+2.7 to +2.0	+1	26.7 to 27.4	36
+1.9 to +1.2	0	27.5 to 28.2	37
+1.1 to +0.4	1	28.3 to 29.0	38
+0.3 to 0.3	2	29.1 to 29.8	39
0.4 to 1.1	3	29.9 to 30.6	40
1.2 to 1.9	4	30.7 to 31.4	41
2.0 to 2.7	5	31.5 to 32.2	42
2.8 to 3.5	6	32.3 to 33.0	43
3.6 to 4.3	7	33.1 to 33.8	44
4.4 to 5.1	8	33.9 to 34.6	45
5.2 to 5.9	9	34.7 to 35.4	46
6.0 to 6.7	10	35.5 to 36.2	47
6.8 to 7.5	11	36.3 to 37.0	48
7.6 to 8.3	12	37.1 to 37.7	49
8.4 to 9.1	13	37.8 to 38.5	50
9.2 to 9.9	14	38.6 to 39.3	51
10.0 to 10.7	15	39.4 to 40.1	52
10.8 to 11.5	16	40.2 to 40.9	53
11.6 to 12.3	17	41.0 to 41.7	54
12.4 to 13.1	18	41.8 to 42.5	55
13.2 to 13.9	19	42.6 to 43.3	56
14.0 to 14.7	20	43.4 to 44.1	57
14.8 to 15.5	21	44.2 to 44.9	58
15.6 to 16.3	22	45.0 to 45.7	59
16.4 to 17.1	23	45.8 to 46.5	60
17.2 to 17.9	24	46.6 to 47.3	61
18.0 to 18.7	25	47.4 to 48.1	62
18.8 to 19.4	26	48.2 to 48.9	63
19.5 to 20.2	27	49.0 to 49.7	64
20.3 to 21.0	28	49.8 to 50.5	65
21.1 to 21.8	29	50.6 to 51.3	66
21.9 to 22.6	30	51.4 to 52.1	67
22.7 to 23.4	31	52.2 to 52.9	68
23.5 to 24.2	32	53.0 to 53.7	69
		53.8 to 54.0	70

INSTRUCTIONS

- * When using the table, find the range containing your Handicap Index® in the left column. Play with the Course Handicap™ which corresponds with it in the right column.
- * Please make sure that the tees from which you are playing correspond with the tees for which this table applies.

Course Handicap Table

BRITISH COLUMBIA GOLF ASSOCIATION

MORGAN CREEK GOLF CLUB

Women's - WHITE

Course Rating™: 75.1 - Slope Rating®: 140 - Par: 74

Handicap Index®	Course Handicap™	Handicap Index®	Course Handicap™
+5.0 to +4.6	+5	24.6 to 25.3	32
+4.5 to +3.8	+4	25.4 to 26.1	33
+3.7 to +3.0	+3	26.2 to 26.9	34
+2.9 to +2.1	+2	27.0 to 27.7	35
+2.0 to +1.3	+1	27.8 to 28.5	36
+1.2 to +0.5	0	28.6 to 29.3	37
+0.4 to 0.3	1	29.4 to 30.1	38
0.4 to 1.1	2	30.2 to 30.9	39
1.2 to 1.9	3	31.0 to 31.8	40
2.0 to 2.7	4	31.9 to 32.6	41
2.8 to 3.5	5	32.7 to 33.4	42
3.6 to 4.3	6	33.5 to 34.2	43
4.4 to 5.1	7	34.3 to 35.0	44
5.2 to 5.9	8	35.1 to 35.8	45
6.0 to 6.7	9	35.9 to 36.6	46
6.8 to 7.5	10	36.7 to 37.4	47
7.6 to 8.3	11	37.5 to 38.2	48
8.4 to 9.2	12	38.3 to 39.0	49
9.3 to 10.0	13	39.1 to 39.8	50
10.1 to 10.8	14	39.9 to 40.6	51
10.9 to 11.6	15	40.7 to 41.4	52
11.7 to 12.4	16	41.5 to 42.2	53
12.5 to 13.2	17	42.3 to 43.1	54
13.3 to 14.0	18	43.2 to 43.9	55
14.1 to 14.8	19	44.0 to 44.7	56
14.9 to 15.6	20	44.8 to 45.5	57
15.7 to 16.4	21	45.6 to 46.3	58
16.5 to 17.2	22	46.4 to 47.1	59
17.3 to 18.0	23	47.2 to 47.9	60
18.1 to 18.8	24	48.0 to 48.7	61
18.9 to 19.6	25	48.8 to 49.5	62
19.7 to 20.5	26	49.6 to 50.3	63
20.6 to 21.3	27	50.4 to 51.1	64
21.4 to 22.1	28	51.2 to 51.9	65
22.2 to 22.9	29	52.0 to 52.7	66
23.0 to 23.7	30	52.8 to 53.5	67
23.8 to 24.5	31	53.6 to 54.0	68

INSTRUCTIONS

* When using the table, find the range containing your Handicap Index® in the left column. Play with the Course Handicap™ which corresponds with it in the right column.

* Please make sure that the tees from which you are playing correspond with the tees for which this table applies.

Course Handicap Table

BRITISH COLUMBIA GOLF ASSOCIATION

MORGAN CREEK GOLF CLUB

Women's - WHITE/GREEN

Course Rating™: 73.3 - Slope Rating®: 139 - Par: 73

Handicap Index®	Course Handicap™	Handicap Index®	Course Handicap™
+5.0 to +4.8	+6	24.6 to 25.3	31
+4.7 to +4.0	+5	25.4 to 26.1	32
+3.9 to +3.1	+4	26.2 to 26.9	33
+3.0 to +2.3	+3	27.0 to 27.8	34
+2.2 to +1.5	+2	27.9 to 28.6	35
+1.4 to +0.7	+1	28.7 to 29.4	36
+0.6 to 0.1	0	29.5 to 30.2	37
0.2 to 0.9	1	30.3 to 31.0	38
1.0 to 1.7	2	31.1 to 31.8	39
1.8 to 2.6	3	31.9 to 32.6	40
2.7 to 3.4	4	32.7 to 33.4	41
3.5 to 4.2	5	33.5 to 34.3	42
4.3 to 5.0	6	34.4 to 35.1	43
5.1 to 5.8	7	35.2 to 35.9	44
5.9 to 6.6	8	36.0 to 36.7	45
6.7 to 7.4	9	36.8 to 37.5	46
7.5 to 8.2	10	37.6 to 38.3	47
8.3 to 9.1	11	38.4 to 39.1	48
9.2 to 9.9	12	39.2 to 39.9	49
10.0 to 10.7	13	40.0 to 40.8	50
10.8 to 11.5	14	40.9 to 41.6	51
11.6 to 12.3	15	41.7 to 42.4	52
12.4 to 13.1	16	42.5 to 43.2	53
13.2 to 13.9	17	43.3 to 44.0	54
14.0 to 14.7	18	44.1 to 44.8	55
14.8 to 15.6	19	44.9 to 45.6	56
15.7 to 16.4	20	45.7 to 46.5	57
16.5 to 17.2	21	46.6 to 47.3	58
17.3 to 18.0	22	47.4 to 48.1	59
18.1 to 18.8	23	48.2 to 48.9	60
18.9 to 19.6	24	49.0 to 49.7	61
19.7 to 20.4	25	49.8 to 50.5	62
20.5 to 21.2	26	50.6 to 51.3	63
21.3 to 22.1	27	51.4 to 52.1	64
22.2 to 22.9	28	52.2 to 53.0	65
23.0 to 23.7	29	53.1 to 53.8	66
23.8 to 24.5	30	53.9 to 54.0	67

INSTRUCTIONS

* When using the table, find the range containing your Handicap Index® in the left column. Play with the Course Handicap™ which corresponds with it in the right column.

* Please make sure that the tees from which you are playing correspond with the tees for which this table applies.

Course Handicap Table

BRITISH COLUMBIA GOLF ASSOCIATION

MORGAN CREEK GOLF CLUB

Women's - GREEN

Course Rating™: 71.0 - Slope Rating®: 128 - Par: 73

Handicap Index®	Course Handicap™	Handicap Index®	Course Handicap™
+5.0 to +4.9	+8	24.3 to 25.1	26
+4.8 to +4.0	+7	25.2 to 26.0	27
+3.9 to +3.1	+6	26.1 to 26.9	28
+3.0 to +2.3	+5	27.0 to 27.8	29
+2.2 to +1.4	+4	27.9 to 28.6	30
+1.3 to +0.5	+3	28.7 to 29.5	31
+0.4 to 0.4	+2	29.6 to 30.4	32
0.5 to 1.3	+1	30.5 to 31.3	33
1.4 to 2.2	0	31.4 to 32.2	34
2.3 to 3.0	1	32.3 to 33.1	35
3.1 to 3.9	2	33.2 to 33.9	36
4.0 to 4.8	3	34.0 to 34.8	37
4.9 to 5.7	4	34.9 to 35.7	38
5.8 to 6.6	5	35.8 to 36.6	39
6.7 to 7.5	6	36.7 to 37.5	40
7.6 to 8.3	7	37.6 to 38.4	41
8.4 to 9.2	8	38.5 to 39.2	42
9.3 to 10.1	9	39.3 to 40.1	43
10.2 to 11.0	10	40.2 to 41.0	44
11.1 to 11.9	11	41.1 to 41.9	45
12.0 to 12.8	12	42.0 to 42.8	46
12.9 to 13.6	13	42.9 to 43.6	47
13.7 to 14.5	14	43.7 to 44.5	48
14.6 to 15.4	15	44.6 to 45.4	49
15.5 to 16.3	16	45.5 to 46.3	50
16.4 to 17.2	17	46.4 to 47.2	51
17.3 to 18.0	18	47.3 to 48.1	52
18.1 to 18.9	19	48.2 to 48.9	53
19.0 to 19.8	20	49.0 to 49.8	54
19.9 to 20.7	21	49.9 to 50.7	55
20.8 to 21.6	22	50.8 to 51.6	56
21.7 to 22.5	23	51.7 to 52.5	57
22.6 to 23.3	24	52.6 to 53.4	58
23.4 to 24.2	25	53.5 to 54.0	59

INSTRUCTIONS

* When using the table, find the range containing your Handicap Index® in the left column. Play with the Course Handicap™ which corresponds with it in the right column.

* Please make sure that the tees from which you are playing correspond with the tees for which this table applies.